

φ150_{mm}

San Ace 150W



General Specifications

- Material..... Motor case: Aluminum (Black coating),
Impeller: Plastics (Flammability: UL94V-0)
- Expected Life Refer to specifications (Indoor, L10:Survival rate: 90% at 60°C ,
rated voltage, and continuously run in a free air state)
- Lead Wire ⊕red ⊖black (Sensor) yellow (Control) brown
- Storage Temperature -30°C to +70°C (Non-condensing)

φ150mm×35mm (Mass : 330g) **IP 54 9W_{type}**

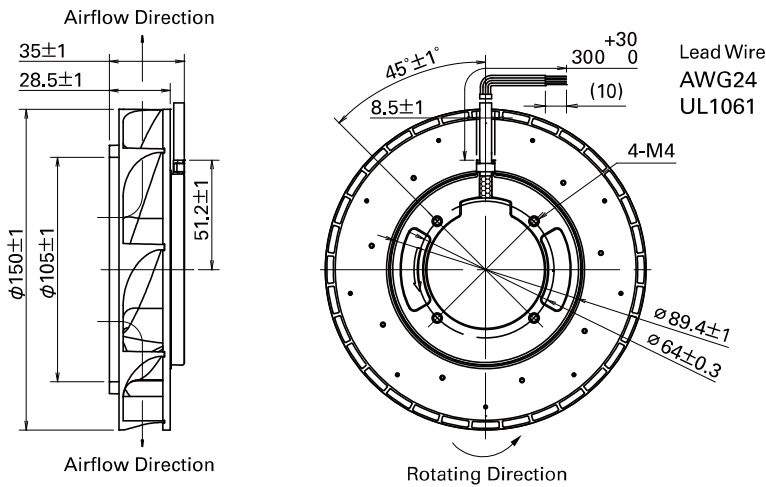
Specifications When our inletnozzle [Option (Model : 109-1081)] is mounted. The following nos. **have PWM controls and pulse sensors.**

Model No.	Rated Voltage [V]	Operating Voltage Range [V]	PWM duty cycle ^(Note1) [%]	Rated Current [A]	Rated Input [W]	Rated Speed [min ⁻¹]	Max. Airflow [m ³ /min] [CFM]	Max. Static Pressure [Pa] [inchH ₂ O]	SPL [dB(A)]	Operating Temperature [°C]	Expected Life ^(Note2) [h]
9W1TN48P1H01	48	36.0 to 55.2	100	0.32	15.4	3,800	3.83 135	390 1.57	59	-20 to +70	40,000/60°C (70,000/40°C)

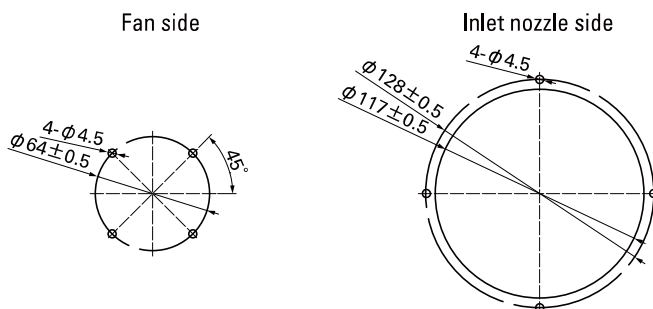
Note 1: Fan does not rotate when PWM duty cycle is 0%.
Note 2: Expected life at 40°C ambient is just reference value.
Max input is 22W at rated voltage.

※PWM Frequency : 25kHz

Dimensions (unit: mm)



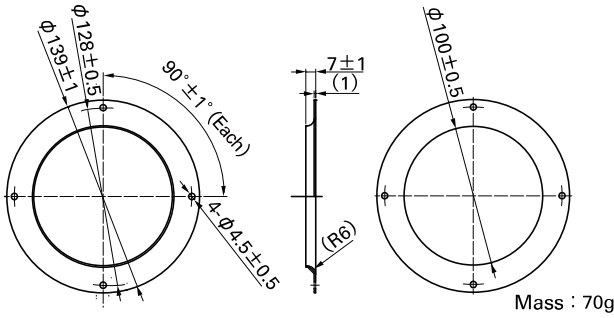
Reference Dimensions of Mounting Holes and Vent Opening (unit: mm)



Options (unit: mm)

Inlet Nozzle

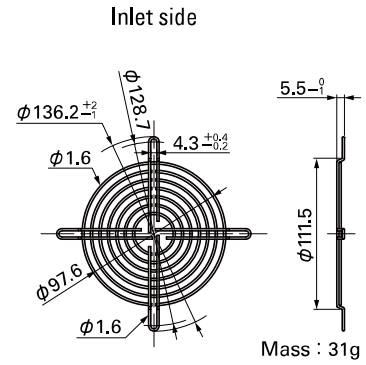
Model : 109-1081 Material : Steel sheet Surface treatment : Electro nickel plating (silver)
 : 109-1081H : Steel sheet : Cation electroplating (black)



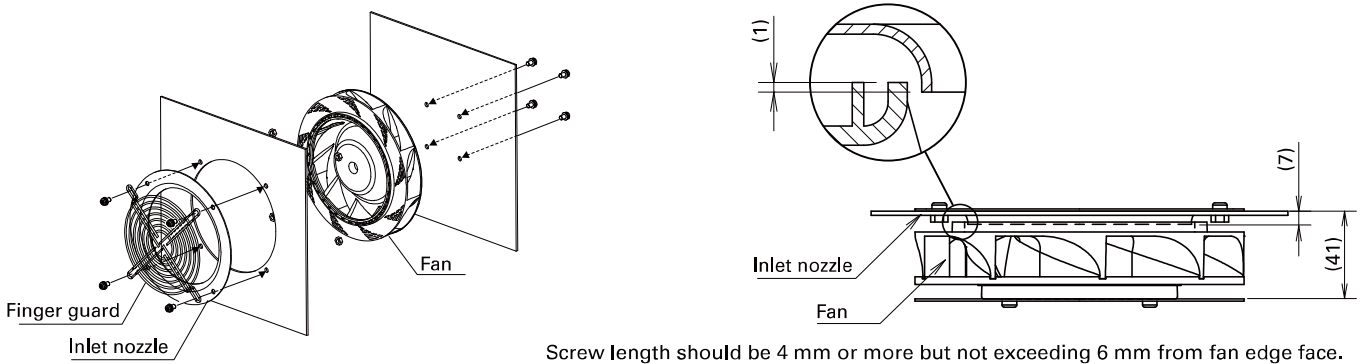
Inlet nozzle : Nozzle mounted in fan inlet side to adjust the flow of introduced air

Finger Guards

Model : 109-1104 Surface treatment : Nickel-chrome plating (silver) Color
 : 109-1104H : Cation electroplating (black) : Cation electroplating (black)

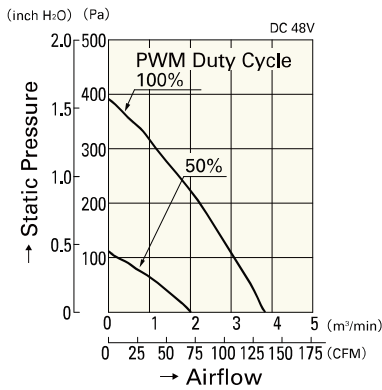


Reference Diagram for Mounting



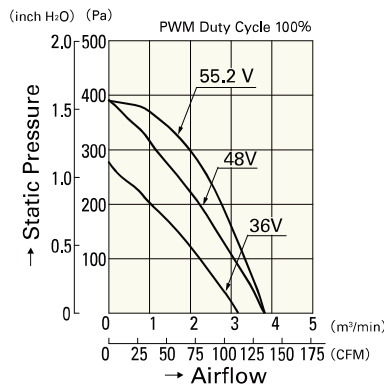
Airflow - Static Pressure Characteristics

PWM Duty Cycle



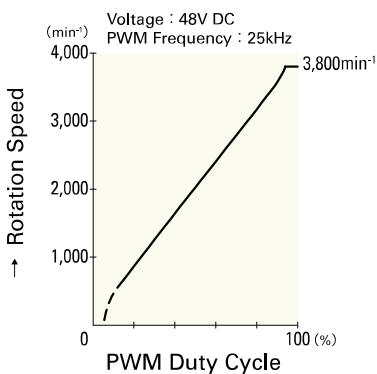
9W1TN48P1H01

Operating Voltage Range



9W1TN48P1H01

PWM Duty Speed Characteristics Example



9W1TN48P1H01