

120mm sq.

San Ace 120



General Specifications

- Material Frame: Plastics (Flammability: UL94V-0),
Impeller: Plastics (Flammability: UL94V-1)
- Expected Life Refer to specifications (L10:Survival rate:90% at 60°C ,
rated voltage, and continuously run in a free air state)
- Lead Wire ⊕red ⊖black (Sensor) yellow (Control) brown
- Storage Temperature -30°C to +70°C (Non-condensing)

120×120×38mm [Mass : 360g] **9GV type**

Specifications

The following nos. **have PWM controls, pulse sensors, and ribs.** For ribless, append "1" to the model no.

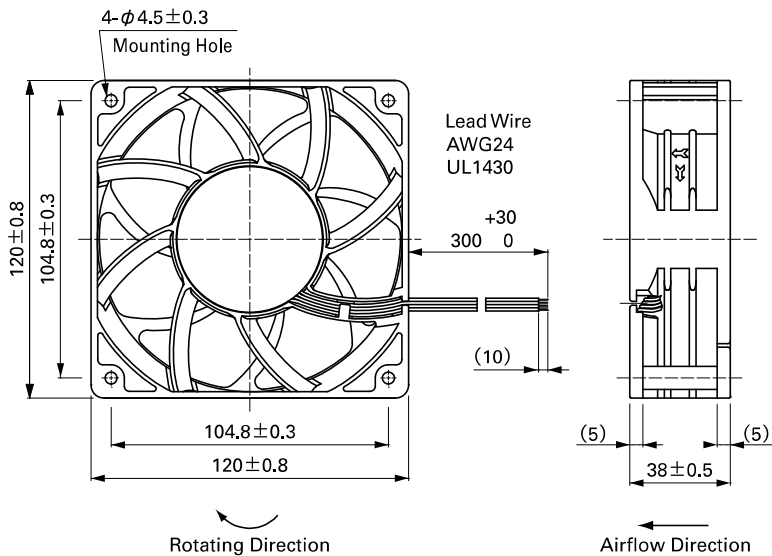
Model No.	Rated Voltage [V]	Operating Voltage Range [V]	PWM duty cycle* [%]	Rated Current [A]	Rated Input [W]	Rated Speed [min ⁻¹]	Max. Airflow [m ³ /min] [CFM]	Max. Static Pressure [Pa] [inchH ₂ O]	SPL [dB(A)]	Operating Temperature [°C]	Expected Life [h]
9GV1212P1J01	12	10.2 to 13.8	100	3.00	36.00	6,400	6.35 224.0	360.0 1.45	64	-20 to +70	40,000/60°C
			0	0.19	2.28	1,500	1.49 52.6	19.8 0.08	33		
9GV1212P1G01	12	10.2 to 13.8	100	2.1	25.2	5,500	5.45 192.6	265 1.06	60		
			0	0.19	2.28	1,500	1.49 52.6	19.8 0.08	33		
9GV1224P1J01 ^(Note)	24	20.4 to 27.6	100	1.5	36.00	6,400	6.35 224.0	360 1.45	64		
9GV1224P1H01 ^(Note)			100	0.8	19.2	5,200	5.16 182.3	237 0.95	58		
9GV1248P1J01	48	40.8 to 55.2	100	0.75	36.00	6,400	6.35 224.0	360.0 1.45	64		
			0	0.06	2.88	1,500	1.49 52.6	26.1 0.106	33		

Note: Fan does not rotate when PWM duty cycle is 0%.

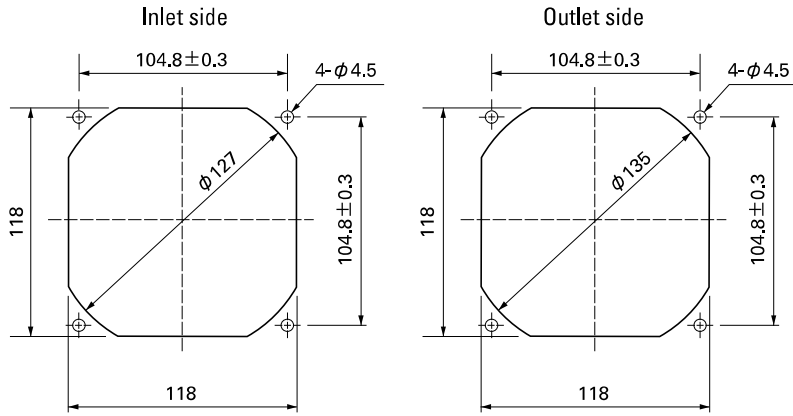
* PWM Frequency : 25kHz

Other sensor specifications are available as options. Please refer to the index (p. 508).

Dimensions (unit: mm) (With ribs)



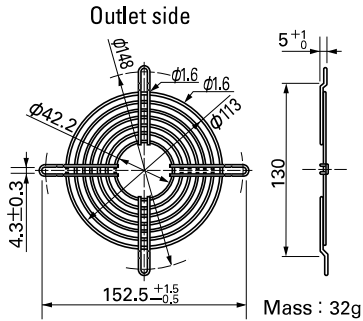
Reference Dimensions of Mounting Holes and Vent Opening (unit: mm)



Options (unit: mm)

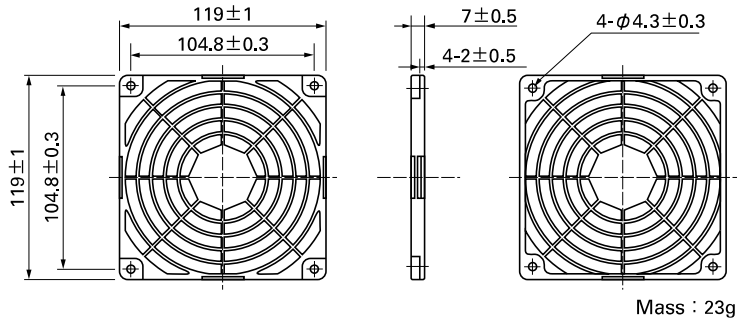
Finger Guards

Model : 109-019C Surface treatment : Nickel-chrome plating (silver) Color
 : 109-019H : Cation electropainting (black)

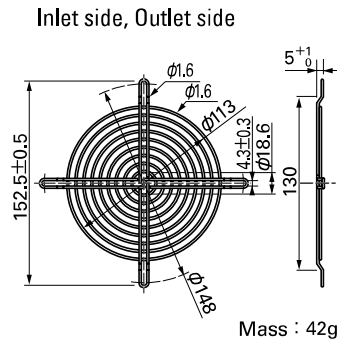


Resin Finger Guards

Model : 109-1000G

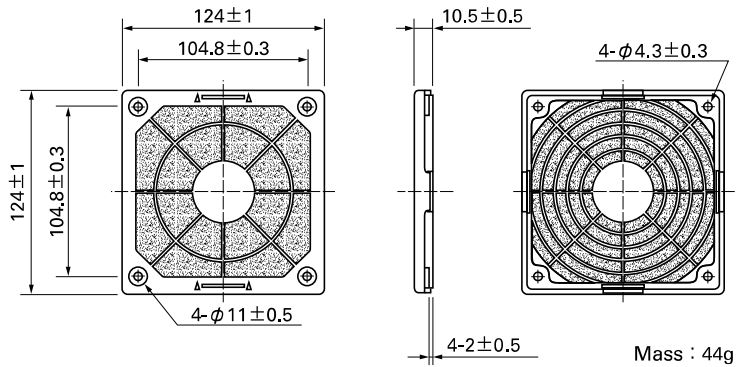


Model : 109-019E Surface treatment : Nickel-chrome plating (silver) Color
 : 109-019K : Cation electropainting (black)



Resin Filter Kits

Model : 109-1000F13 (13PPI), 109-1000F20 (20PPI)
 : 109-1000F30 (30PPI), 109-1000F40 (40PPI)



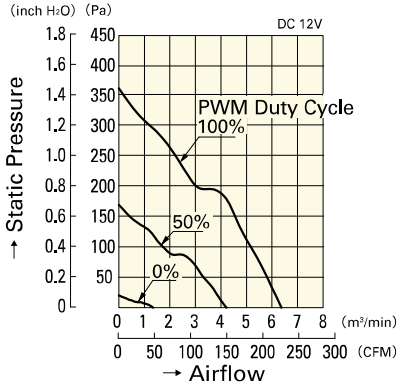
120 mm sq.

San Ace 120

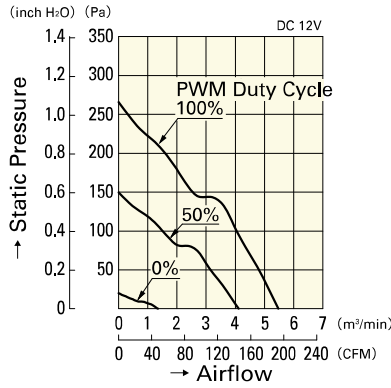
120×120×38mm [Mass : 360g]

Airflow - Static Pressure Characteristics

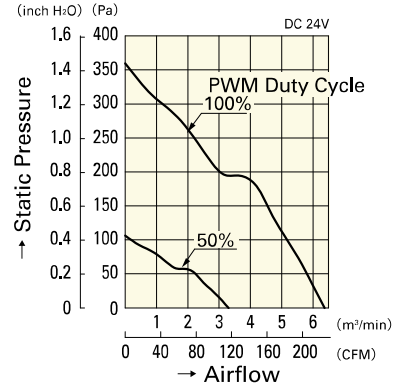
PWM Duty Cycle



9GV1212P1J01

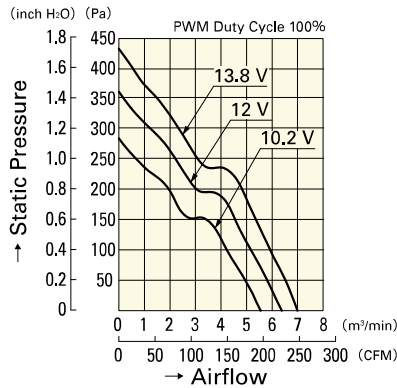


9GV1212P1G01

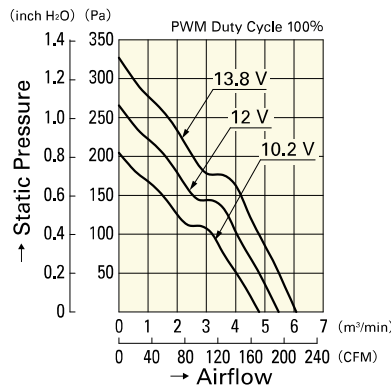


9GV1224P1J01

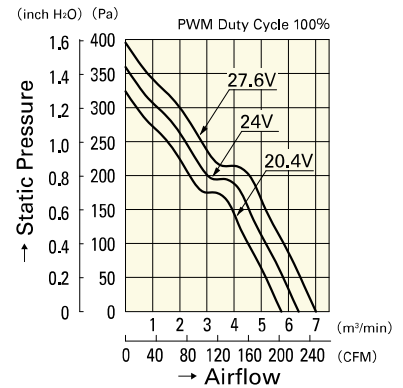
Operating Voltage Range



9GV1212P1J01

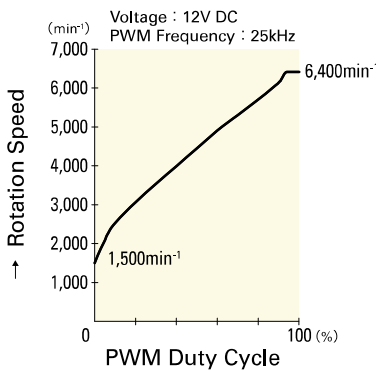


9GV1212P1G01

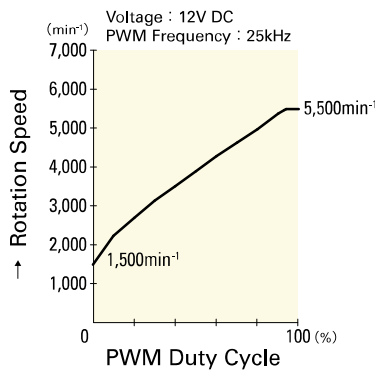


9GV1224P1J01

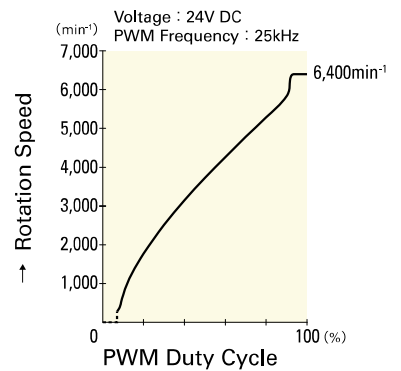
PWM Duty - Speed Characteristics Example



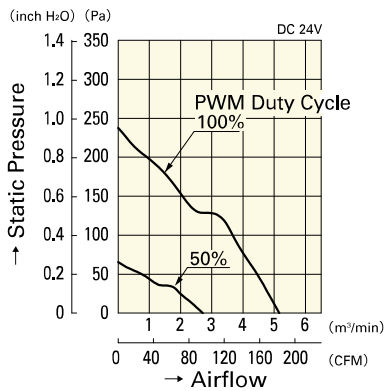
9GV1212P1J01



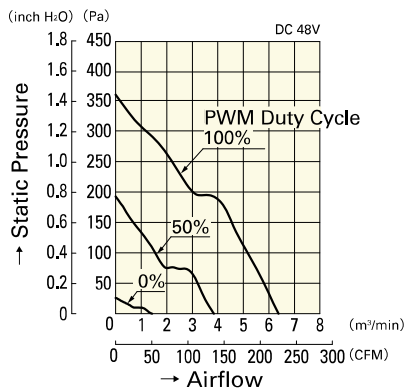
9GV1212P1G01



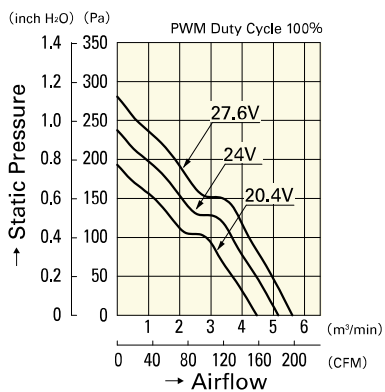
9GV1224P1J01



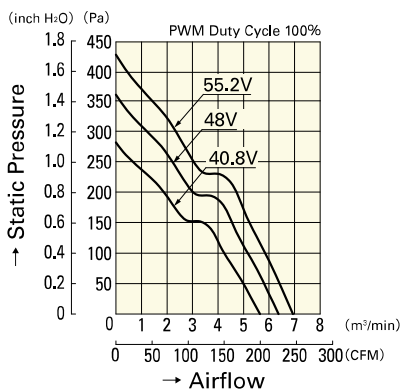
9GV1224P1H01



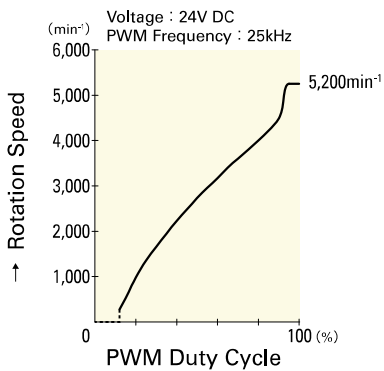
9GV1248P1J01



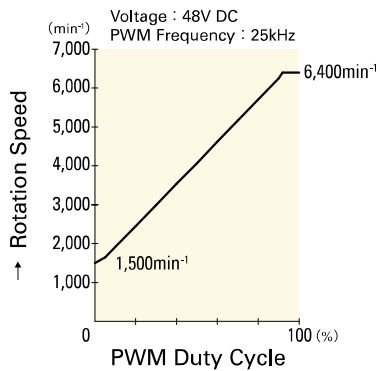
9GV1224P1H01



9GV1248P1J01



9GV1224P1H01



9GV1248P1J01